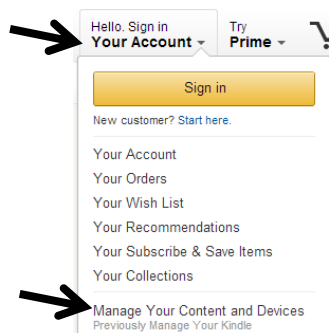
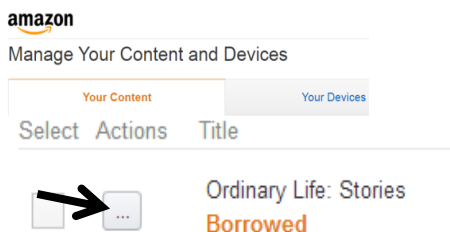


Return your Kindle eBook before the due date

1. Visit Amazon: www.amazon.com
2. Select **Your Account**
3. Click **Manage Your Content...**



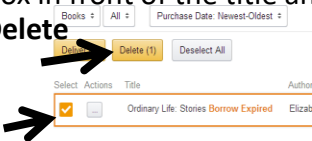
4. Click the **Actions** box in front of your borrowed title



5. Click **Return this book**



6. If you want to remove the title completely from your Kindle, check the box in front of the title and then click **Delete**



Fort Madison Public Library

1920 Avenue E
Fort Madison, IA 52627

www.FortMadisonLibrary.org

Library Hours

Monday-Wednesday...9:30 AM-6:00PM
Thursday...9:30AM – 5:00 PM
Friday...9:30AM- 5:00PM
Saturday 10AM-3PM

Phone Number

319-372-5721

eBook borrowing

3 titles per Person
Borrow for up to 14 days
No overdue fees

Borrow
Library eBooks
For

Kindle



Fort Madison Public
Library
OverDrive
eBook & audiobook
download
service

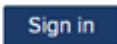


How to Borrow Kindle eBooks

Begin by using the web browser on your computer, tablet, or Kindle Fire

1. Visit the Library eBook catalog:
bridges.overdrive.com

2. Click the Sign In button and select your library. (Hint: type the first letter of your library to jump to that part of the alphabet.)



SELECT YOUR LIBRARY FROM THE LIST BELOW:



Please enter your library patron number:

Login

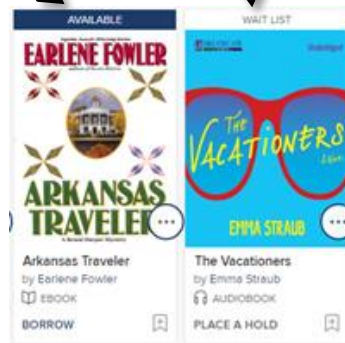
3. Enter your entire Library Card number then click **Login**

4. Search or browse for a title



Available

Checked out

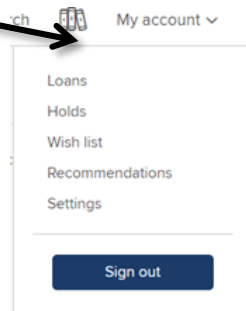


5. Click cover, then **Borrow** (set your loan period here)

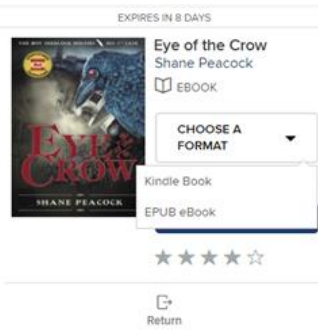
BORROW FOR 14 DAYS

(To **Place a Hold**, click and enter your email. You will be notified when it is available.)

6. Click **My account** or the 3 book image to go to your Loans.



7. Select **Kindle Book** as your format.



You will be sent to Amazon.com



9. Click **Get library book**

On Your Kindle

Make sure the Kindle is **Wi-Fi** connected to a Wi-Fi network.

If the title doesn't show up soon, sync the device or go to your book's cloud or archive area and select the borrowed title to download.

If you are unable to use Wi-Fi
Because you have an older Whispernet 3G Kindle or your Internet access is not Wi-Fi

1. Download the eBook from Amazon.com.
2. Connect the Kindle to your computer using its USB chord.
3. Place the eBook in the "Documents" folder on your Kindle.

